

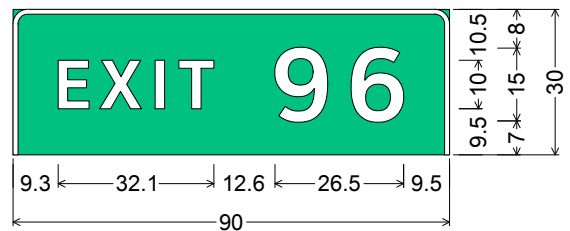


**13 x 7.5**

12.0" Radius, 2.0" Border, White on Green;  
 "Shelby" ClearviewHwy-5-W; Arrow 160 - 35.0" 45°;  
 Table of distances between letter and object lefts.

38.7			27.5	11.4			
17.4	<b>s</b>	<b>h</b>	<b>e</b>	<b>l</b>	<b>b</b>	<b>y</b>	51.0
16.6	16.5	17.2	9.9	15.0	12.4		

**7.5 x 2.5**



3.0" Radius, 1.0" Border, White on Green;  
 "EXIT" ClearviewHwy-5-W;  
 "96" ClearviewHwy-5-W;  
 Table of distances between letter and object lefts.

<b>E</b>	<b>X</b>	<b>I</b>	<b>T</b>	<b>9</b>	<b>6</b>	
9.3	8.5	11.4	5.0	19.8	15.7	10.8
						9.5